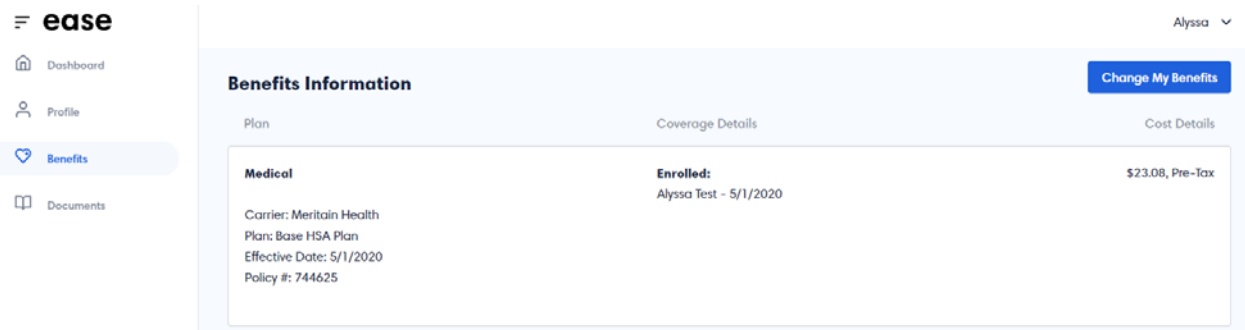
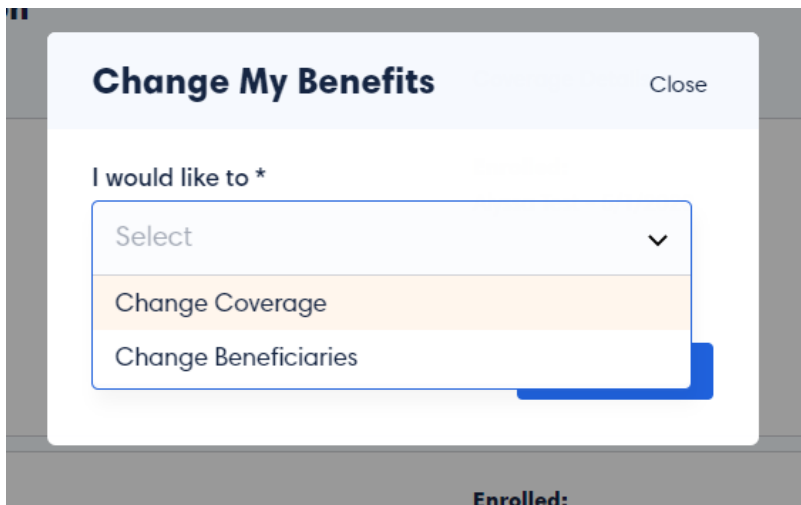


Submit a Change

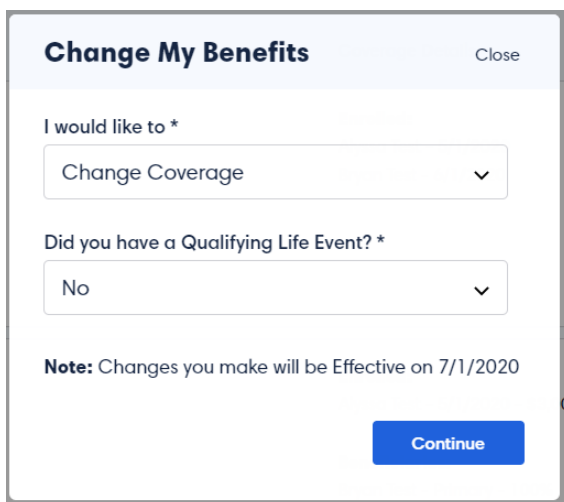
1. Once logged into your Ease profile, click on Benefits then Change my Benefits



2. Click Change Coverage



3. Select No, and then Continue. Note: your change will go into effect the next first of month



Submit a Change

4. You can now update a limited number of benefits, such as your HSA election. Click through the tabs on the left side to update your benefits.

1 Profile

2 Dependents

3 Benefits

Health Savings Account

4 Beneficiaries

5 Summary

6 Sign Forms

7 Finish

Health Savings Account Plan

Specify your coverage

Select Enrolled ✓ or Waived ✕ for each eligible member below.

Alyssa Test

Employee

Enrolled ☒ ✕

5. Your election will be submitted for review and approval after you sign any applicable forms. If you enter your enrollment experience you will be given the option to return to your dashboard